

DOSTEC 40: TECHNICAL FEATURES

CODE FORMULATION

60 - A P 4 4 - P 61 P P M

MOTOR	HEAD	FREQUENCY	STROKE	DIAMETER	CYLINDER -PISTON	VALVE -BALL	CONNECTION
A: 3 Ph B: 2Ph 50Hz C: 2Ph 60Hz D: 12V DC 130W E: 12V DC 300W F: 24V DC 130W G: 24V DC 300W	P: Piston D: Diaphragm	1: 22 Strokes/min. 2: 36 Strokes/min. 3: 60 Strokes/min. 4: 120 Strokes/min. 5: 144 Strokes/min.	1: 4,5 mm 2: 7,5 mm 3: 9 mm 4: 15 mm	P24: Ø 24 mm P34: Ø 34 mm P49: Ø 49 mm P61: Ø 61 mm P77: Ø 77 mm D69: Ø 69 mm D95: Ø 95 mm D115: Ø115 mm	P: PP - PEUHMW C: PP - Ceramic I: S316 - Ceramic F: PVDF - Ceramic T: PTFE - Ceramic	P: PP - Soda. B: PP - Boro. I: S316 - S316 F: PVDF - Boro. T: PTFE - Boro.	M: 3/4" L: 6x12 (6x8 PVDF) X: 1"1/4

P: Piston
D: Diaphragm

FLOW- PRESSURE

	CODE	FLOW				PRESSURE		* **Suction lift	
		50Hz		60Hz		bar	PSI	m	ft
		l/h	GPH	l/h	GPH				
Piston	60-AP11-P24_L	2,5	0.6	3	0.8	20/15	217	9	30
	60-AP13-P24_L	5	1.3	6	1.6	20/15	217	9	30
	60-AP14-P24_L	9	2.4	10.5	2.7	20/15	217	9	30
	60-AP33-P24_L	15	4	18	4.7	20/15	217	9	30
	60-AP34-P24_L	25	6.6	30	8	20/15	217	9	30
	*60-AP53-P24_L	36	9.5	-	-	15	217	9	30
	60-AP44-P24_L	50	13.2	60	16	15	217	9	30
	60-AP34-P34_M	50	13.2	60	16	15	217	9	30
	*60-AP53-P34_M	72	19	-	-	15	217	9	30
	60-AP32-P61_M	75	20	90	24	7	100	6	20
	60-AP44-P34_M	100	26.4	120	31.7	15	217	9	30
	60-AP34-P49_M	100	26.4	120	31.7	11	160	8	26
	*60-AP54-P34_M	120	31.7	-	-	15	217	9	30
	*60-AP53-P49_M	144	38.7	-	-	11	160	8	26
	60-AP34-P61_M	150	40	180	48	7	100	6	20
	60-AP44-P49_M	200	52.8	240	63.4	11	160	8	26
	*60-AP54-P49_M	240	63.4	-	-	11	160	8	26
	60-AP34-P77_M	250	66	300	79	4.5	65	5	16
	60-AP44-P61_M	300	79	360	95	7	100	5	16
	*60-AP54-P61_M	360	95	-	-	7	100	4	13
60-AP44-P77_M	500	132	600	158	4.5	65	1,5	5	
*60-AP54-P77_M	600	158	-	-	4	58	0,5	2	
Diaphragm	60-AD11-D69_L	5.8-8	1.5-2.1	6.8-9.5	1.7-2.5	16	232	9	30
	60-AD21-D69_L	9.5-13	2.5-3.4	11.1-15.5	2.7-4	16	232	9	30
	60-AD31-D69_L	16-22	4.2-5.8	18.6-26	4.8-7	16	232	9	30
	60-AD41-D69_L	32-44	8.4-11.6	38-53	9.6-14	15	217	9	30
	60-AD33-D69_M	35-47	9.2-12.4	42-56	11-15	10	145	4	13
	*60-AD51-D69_L	38-53	10-14	-	-	15	217	9	30
	60-AD42-D69_M	57-77	15-20.3	68-92	18-24.6	10	145	8	26
	60-AD32-D95_M	60-73	15.9-19.3	72-88	19-23.1	8	116	9	30
	60-AD43-D69_M	69-93	18.2-24.5	83-111	22-29.4	10	145	4	13
	60-AD33-D95_M	72-87	19-23	86-104	22.8-27.6	8	116	9	30
	*60-AD51-D95_M	86-104	22.7-27.5	-	-	8	116	9	30
	60-AD32-D115_M	105-119	27.7-31.4	126-143	33-38	5	72	9	30
	60-AD42-D95_M	120-144	31.7-38	144-173	38-45.6	8	116	9	30
	60-AD33-D115_M	126-143	33.3-37.8	151-172	40-45	5	72	8	26
	60-AD43-D95_M	144-174	38-46	173-209	45.6-55	8	116	8	26
	*60-AD53-D95_M	173-209	45.7-55.2	-	-	8	116	8	26
	60-AD42-D115_M	209-237	55.2-62.6	251-284	66-75	5	72	8	26
	60-AD43-D115_M	251-285	66.3-75.3	301-342	79-90	5	72	7	23
	*60-AD53-D115_M	301-342	79.5-90.3	-	-	5	72	7	23

20bars models only with ceramic piston

Models with _L include priming valve

*Can not work at 60Hz

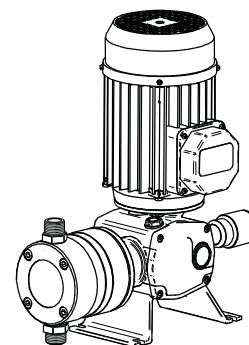
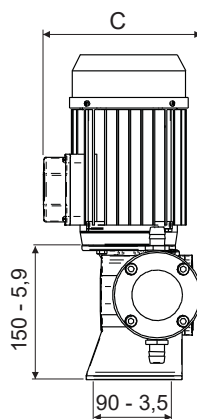
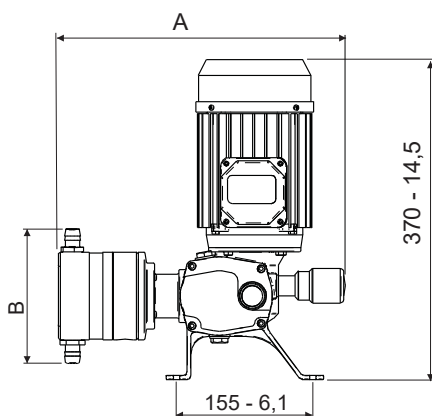
** Suction lift when dosing head an suction pipe are full. Tested with water at 20°C

DOSTEC 40: TECHNICAL FEATURES

MATERIALS

PISTON:	PEUHMW / Ceramic
DIAPHRAGM:	Elastomer base reinforced with fiber and P.T.F.E clothing
RETENTION:	FPM
CYLINDER:	P.P. / SS 316 / PVDF / PTFE
VALVE(body):	P.P. / SS 316 / PVDF / PTFE
VALVE(ball):	Soda lime / Borosilicate / Ceramic
RING GEAR :	BRONZE .
PINION:	F-154 CEM.
BLOCK:	Aluminium cast
SHAFT:	F-154 CEM

DIMENSIONS



mm	I/h	A	B	C	
			P77	320	175
	Rest	320	154	195	
	I/h	A	B	C	
		D69	280	154	195
		D95	285	184	195
		D115	285	204	207

in	I/h	A	B	C	
			P77	12,6	6,9
	Rest	12,6	6	7,6	
	I/h	A	B	C	
		D69	11	6	7,6
		D95	11,2	7,2	7,6
		D115	11,2	8	8,1

WEIGHT: 10 Kg (22 lb)

MOTOR

POWER : 0.37 KW (0.5 HP)
PROTECTION : IP-55